| FUNCTIONS | | | | | | | | | | |
|---|---|---|---|---|---|---|---|---|---|---|
| Descriptions of the functions | MCB | | MiniMCB | | MiniMCB basic | | PRV V2.3 | | PRV V2.5 | |
| | Smarty 3X P | | Smarty range | | | | SMARTY 3X VEL/VER | | RIS EKO 3.0<br>RIRS EKO 3.0<br>SMARTY 3X VEL/VER 3.0 | |
| | E | W | E | W | E | W | E | W | E | W |
| **Functions** | | | | | | | | | | |
| **Date and time settings** | ✓ | ✓ | ✓ | ✓ | ✓ | ✓ | ✓ | ✓ | ✓ | ✓ |
| **System modes for easy and-user friedly control:** Stand-by, Building protection, Economy, Comfort. (Specific air flows are used in the system and they are dedicated to each type of mode.) | ✓ | ✓ | ✓ | ✓ | ✓ | ✓ | ✓ | ✓ | | |
| **4 speeds for easy end-user control** ("Stop" – the unit is stopped; "Low", medium", and "High". Service menu allows adjusting each speed individually) | | | | | | | | | ✓ | ✓ |
| **BOOST function** (Fans operate at highest speed) | ✓ | ✓ | ✓ | ✓ | ✓ | ✓ | ✓ | ✓ | ✓ | ✓ |
| **Comfortable air temperature function** | ✓ | ✓ | ✓ | ✓ | ✓ | ✓ | ✓ | ✓ | ✓ | ✓ |
| **Cold/heat recovery** | ✓ | ✓ | ✓ | ✓ | ✓ | ✓ | ✓ | ✓ | ✓ | ✓ |
| **Fire place function** | ✓ | ✓ | ✓ | ✓ | ✓ | ✓ | ✓ | ✓ | ✓ | ✓ |
| **Heating season** (from a selected date, 3-day temperature average or manually) | ✓ | ✓ | ✓ | ✓ | ✓ | ✓ | ✓ | ✓ | | |
| **Dryness protection** | ✓ | ✓ | ✓ | ✓ | ✓ | ✓ | ✓ | ✓ | ✓ | ✓ |
| **Weekly schedule** | ✓ | ✓ | ✓ | ✓ | ✓ | ✓ | ✓ | ✓ | ✓ | ✓ |
| **Holiday schedule** | ✓ | ✓ | ✓ | ✓ | ✓ | ✓ | ✓ | ✓ | ✓ | ✓ |
| **User and service control levels** | ✓ | ✓ | ✓ | ✓ | ✓ | ✓ | ✓ | ✓ | ✓ | ✓ |
| **Automatic air flow balancing** (using integrated pressure transducers) | ✓ | ✓ | ✓ | ✓ | | | | | | |
| **Manual air flow balancing** | ✓ | ✓ | ✓ | ✓ | ✓ | ✓ | ✓ | ✓ | ✓ | ✓ |
| **$CO_2$ level indication and reduction function** | ✓ | ✓ | ✓ | ✓ | ✓ | ✓ | ✓ | ✓ | ✓ | ✓ |
| **Night cooling function** | ✓ | ✓ | ✓ | ✓ | ✓ | ✓ | ✓ | ✓ | ✓ | ✓ |
| **Relative humidity (RH) level indication and reduction function** | ✓ P | ✓ P | ✓ P | ✓ P | ✓ P | ✓ P | | | ✓ | ✓ |
| **Software and configuration update possibility** | ✓ | ✓ | ✓ | ✓ | ✓ | ✓ | ✓ | ✓ | ✓ | ✓ |
| **Supply air temperature control according to the extract air sensor** | ✓ | ✓ | ✓ | ✓ | ✓ | ✓ | ✓ | ✓ | ✓ | ✓ |
| **Monitoring function** (all sensors and I/O) | ✓ | ✓ | ✓ | ✓ | ✓ | ✓ | ✓ 5 | ✓ 5 | ✓ 5 | ✓ 5 |
| **Mode switch (start/stop)** | ✓ | ✓ | ✓ | ✓ | ✓ | ✓ | ✓ | ✓ | ✓ | ✓ |
| **Extracted air relative humidity converter** | | | | | | | ✓ | ✓ | ✓ | ✓ |
| **Manual components control** | ✓ | ✓ | ✓ | ✓ | ✓ | ✓ | ✓ 3 | ✓ 3 | ✓ 3 | ✓ 3 |
| **Functional units** | | | | | | | | | | |
| **Fans** | | | | | | | | | | |
| **Soft start and stop** | ✓ | ✓ | ✓ | ✓ | ✓ | ✓ | ✓ | ✓ | ✓ | ✓ |
| **Fan failure protection** | ✓ | ✓ | ✓ 4 | ✓ 4 | ✓ 4 | ✓ 4 | ✓ 6 | ✓ 6 | ✓ | ✓ |
| **Protection by RPM** | ✓ | ✓ | ✓ | ✓ | ✓ | ✓ | | | | |
| **Protection by pressure** | ✓ | ✓ | ✓ | ✓ | | | | | | |
| **Speed synchronous/asynchronous 0-10V control** | ✓ | ✓ | ✓ | ✓ | ✓ | ✓ | ✓ | ✓ | ✓ | ✓ |
| **Electric heater** | | | | | | | | | | |
| **On/Off / PWM control** | ✓ | | ✓ | | ✓ 1 | | ✓ | | ✓ | |
| **Manual protection** | ✓ | | ✓ | | ✓ 2 | | ✓ | | ✓ | |
| **Automatic protection** | ✓ | | ✓ | | ✓ 2 | | | | | |
| **Overheat protection** (additional protection software) | ✓ | ✓ | ✓ | ✓ | ✓ | ✓ | ✓ | ✓ | ✓ | ✓ |
| **Electric pre-heater** | | | | | | | | | | |
| **On/Off / PWM control** | ✓ | | ✓ | | ✓ 1 | | | | | |
| **Pre-heater manual/automatic protection (NC)** | ✓ | | ✓ | | ✓ 2 | | | | | |
| **Water heater** | | | | | | | | | | |
| **Pulse-width modulation (PWM) valve actuator control** | | ✓ | | ✓ | | | | | | ✓ |
| **Protection using temperature sensor** | | ✓ | | ✓ | | | | | | ✓ |
| **Protection using termostat (NC)** | | ✓ | | ✓ | | | | | | ✓ |
| **Circulation pump control** | | ✓ | | ✓ | | | | | | ✓ |
| **Return water temperature sensor** | ✓ | ✓ | ✓ | ✓ | | | | | ✓ | ✓ |
| **Hydronic pre-heater** | | | | | | | | | | |
| **Pulse-width modulation (PWM) valve actuator control** | | ✓ | | | | | | | | |
| **Protection using temperature sensor** | | ✓ | | | | | | | | |
| **Protection using termostat (NC)** | | ✓ | | | | | | | | |
| **Circulation pump control** | | ✓ | | | | | | | | |
| **Water temperature sensor** | ✓ | ✓ | | | | | | | | |
| **DX cooler** | | | | | | | | | | |
| **Control On/Off** | ✓ P | ✓ P | | | | | ✓ | ✓ | ✓ | ✓ |
| **Protection (NC)** | ✓ P | ✓ P | | | | | | | | |
| **Reverse** (NO-cooling, NC-heating) | ✓ P | ✓ P | | | | | | | | |
| **Water cooler** | | | | | | | | | | |
| **Pulse-width modulation (PWM) valve actuator control** | | ✓ | | | | | | | | ✓ |
| **Protection using temperature sensor** | | ✓ | | | | | | | | |
| **Circulation pump control (0-10VDC)** | | ✓ | | | | | | | | |
| **Temperature sensor** | ✓ | ✓ | | | | | | | | |
| **Control with three-positional valve actuator** | | | | | | | ✓ | ✓ | ✓ | ✓ |
| **Bypass damper** | | | | | | | | | | |
| **3-position actuator control** | ✓ | ✓ | | | | | ✓ | ✓ | ✓ | ✓ |
| **Step motor control** | ✓ | ✓ | ✓ | ✓ | ✓ | ✓ | | | | |
| **Filter pollution monitoring** | | | | | | | | | | |
| **By pressure switch (NC)** | ✓ | ✓ | ✓ | ✓ | | | | | ✓ | ✓ |
| **By filter timer** | ✓ | ✓ | ✓ | ✓ | ✓ | ✓ | ✓ | ✓ | ✓ | ✓ |

| FUNCTIONS | | | | | | | | | | |
|---|---|---|---|---|---|---|---|---|---|---|
| Descriptions of the functions | MCB | | MiniMCB | | MiniMCB basic | | PRV V2.3 | | PRV V2.5 | |
| | Smarty 3X P | | Smarty range | | | | SMARTY 3X VEL/VER | | RIS EKO 3.0<br>RIRS EKO 3.0<br>SMARTY 3X VEL/VER 3.0 | |
| | E | W | E | W | E | W | E | W | E | W |
| **Functions** | | | | | | | | | | |
| **Rotor** | | | | | | | | | | |
| **Pulse-width modulation (PWM) (0-10VDC) motor control** | ✓ | ✓ | | | | | | | ✓ | ✓ |
| **On/Off motor control** | ✓ | ✓ | ✓ | ✓ | ✓ | ✓ | | | ✓ | ✓ |
| **Motor belt levers protection** | ✓ | ✓ | ✓ | ✓ | ✓ | ✓ | | | ✓ | ✓ |
| **Rotation speed indication** | ✓ | ✓ | ✓ | ✓ | ✓ | ✓ | | | | |
| **Service timer** | ✓ | ✓ | ✓ | ✓ | ✓ | ✓ | | | | |
| **Sensors** | | | | | | | | | | |
| **Temperature sensor input calibration** (Calibration is carried out by standard) | ✓ | ✓ | ✓ | ✓ | ✓ | ✓ | | | | |
| **Temperature sensor failure protection** (with emergency mode) | ✓ | ✓ | ✓ | ✓ | ✓ | ✓ | | | | |
| **Supply air temperature sensor** | ✓ | ✓ | ✓ | ✓ | ✓ | ✓ | ✓ | ✓ | ✓ | ✓ |
| **Fresh air temperature sensor** | ✓ | ✓ | ✓ | ✓ | ✓ | ✓ | ✓ | ✓ | ✓ | ✓ |
| **Exhaust air temperature sensor** | ✓ | ✓ | ✓ | ✓ | ✓ | ✓ | ✓ | ✓ | ✓ | ✓ |
| **Extract air temperature sensor** | ✓ | ✓ | ✓ | ✓ | ✓ | ✓ | ✓ | ✓ | ✓ | ✓ |
| **Emergency signals and inputs/outputs** | | | | | | | | | | |
| **Fire damper actuator control On/Off** | ✓ | | | | | | | | | |
| **Fire damper test function** | ✓ | | | | | | | | | |
| **Fire protection input** | ✓ | ✓ | ✓ | ✓ | ✓ | ✓ | ✓ | ✓ | ✓ | ✓ |
| **Configurable digital inputs** | ✓ | ✓ | ✓ | ✓ | ✓ | ✓ | | | | |
| **Working indication output** | ✓ | ✓ | ✓ | | | | ✓ | ✓ | ✓ | ✓ |
| **Alarm indication output** | ✓ | ✓ | ✓ | | | | ✓ | ✓ | ✓ | ✓ |
| **Fireplace protection (NC)** | ✓ | ✓ | ✓ | ✓ | | | | | | |
| **Remote controllers** | | | | | | | | | | |
| **Stouch** | ✓ | ✓ | ✓ | ✓ | ✓ | ✓ | ✓ | ✓ | ✓ | ✓ |
| **Flex** | | | | | | | ✓ | ✓ | ✓ | ✓ |
| **Ptouch** | ✓ | ✓ | ✓ | ✓ | ✓ | ✓ | | | ✓ | ✓ |
| **MB Gateway** | ✓ | ✓ | ✓ | ✓ | ✓ | ✓ | ✓ | ✓ | ✓ | ✓ |

| | | | |
|---|---|---|---|
| 1 | MiniMCB basic can control only pre-heater or heater | 5 | Only sensors |
| 2 | MiniMCB basic have protections only for pre-heater or heater | 6 | Can be connected in sequential circuit |
| 3 | With FLEX TEST remote controler | P | Function will be available in IIQ 2016 |
| 4 | MiniMCB has RPM or TK input | | |

| Controllers | Ptouch<br>Smart control, professional adjusting | Stouch<br>Easy control, optimal adjusting | Flex<br>Simple control, advanced adjusting |
|---|---|---|---|
| Display | LCD 65k colours | Segment | LCD Monochrome |
| One touch control | | ✓ | |
| Child lock | ✓ | ✓ | |
| Touch sound feedback | ✓ | ✓ | |
| Modbus communication protocol | ✓ | ✓ | |
| Software updates via SD card | ✓ | | |
| Sleep mode | ✓ | ✓ | ✓ |
| 0-10 VDC output/input | | ✓ | |
| Frame | | | |
| Dimensions H/L/W [mm] | 84/124/16 | 84/84/22 | 86/86/19 |
| Date and time | ✓ | | ✓ |
| Language selection | ✓ | | ✓ |
| Supply air temperature | ✓ | ✓ | ✓ |
| Set point temperature | ✓ | ✓ | ✓ |
| Fan speed | ✓ | ✓ | ✓ |
| Humidity level | ✓ | | ✓ |
| CO2 level | ✓ | | ✓ |
| Menu | ✓ | | ✓ |

## AHU CONTROL OPTIONS

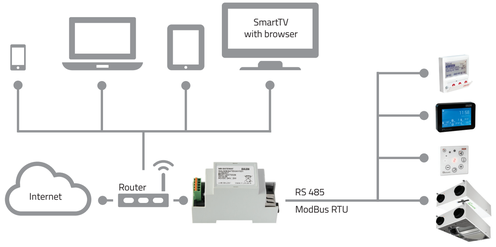


**Standards**

The design is based on the demands set out in the following EN/ISO standards:

**EN 308** Heat exchangers. Test procedures.
**EN 779** Particulate air filters for general ventilation.
**EN 1751** Aerodynamic testing of dampers and valves.
**EN 60204** Safety of machinery. Electrical equipment of machines.
**EN ISO 12100** Safety of machinery - General principles for design.
**EN ISO 3744** Determination of sound power levels and sound energy levels of noise sources using sound pressure - Engineering methods for an essentially free field over a reflecting plane.
**EN ISO 3741** Determination of sound power levels and sound energy levels of noise sources using sound pressure - Precision methods for reverberation test rooms.
**EN ISO 5136** Determination of sound power radiated into a duct by fans and other air-moving devices - In-duct method.
**EN ISO 9001** Quality management systems.

Non-residential:
**EN 1886** Air handling units. Mechanical performance.
**EN 13053** Ratings and performance for units and components.
**EN 13779** Ventilation for non-residential buildings. Performance requirements.

Residential:
**EN 13141-7** Ventilation for buildings - Performance testing of components/products for residential ventilation.
**EN 13142** Ventilation for buildings - Components/products for residential ventilation.

EUROVENT certified heat exchanger performance

## Quick and convenient selection at www.salda.lt

Salda provides a user-friendly product selection tool for compact air handling units. It will help you save time and find the best solution for your project.

- Up-to-date information;
- Full technical data for specific points;
- Wide range of suitable options to choose from.

Distributor


UAB SALDA
Ragaines g. 100
LT-78109 Šiauliai, Lithuania

+370 41 54 04 15
+370 41 54 04 17

office@salda.lt
www.salda.lt


**AHU SELECTION PROGRAM:**
http://salda.lt/en/selection/ahu

**SALDA**
WWW.SALDA.LT

# AIR HANDLING UNITS

## RIS EKO 3.0 | RIRS EKO 3.0 | Smarty

2016 V1

# EFFICIENT COMPACT AIR HANDLING UNITS

Advantages for your projects:

- Wide range of solutions;
- High efficiency;
- Plug&Play;
- Extensive control possibilities;
- Service and mounting friendly;
- Fast delivery.

Salda manufactures a comprehensive range of air handling units. The exceptional feature of our AHUs is their high energy efficiency, which is achieved by:

- Top-class airtightness (A1, L2);
- Premium heat exchangers;
- Smart control possibilities;
- High efficiency EC fans.

## Top air tightness

is our primary goal from the preliminary design up to the production stage. Know-how, extensive testing and modern manufacturing equipment enables us to provide our customers with air handling units with premium-class casings.

## Efficient heat recovery systems

are one of the reasons why Salda air handling units provide high energy savings. In the compact series, clients may choose AHUs with two types of heat exchangers: plate counterflow and rotor.

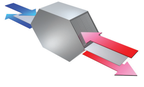

- Up to 92 %heat recovery;
- No moisture or odor transfer;
- Aluminum or plastic;
- Variable output control with bypass (night cooling, etc.);
- Low maintenance.



- Up to 85% heat recovery;
- Possibility to recover moisture;
- Low pressure losses;
- Variable output control via rotation;
- No need for pre-heater, even at low temperatures.

## Smart control possibilities

are provided by our new control boards - MCB, miniMCB and PRV. Our remote-control options have user-friendly interfaces so the customer gets full control of their personal climate. For full automation and savings, Salda offers $CO_2$ and humidity sensors.



| Unit | 200 | | 400 | | | | 700 | | | 1200 | | | 1900 | | | 2200 | | 2500 | | 3500 | 5500 |
|---|---|---|---|---|---|---|---|---|---|---|---|---|---|---|---|---|---|---|---|---|---|
| Technical data | NEW Smarty 2X V | NEW Smarty 2X P | NEW Smarty 3X V | Smarty 3X VER Smarty 3X VEL | Smarty 3X P | RIS 400PE EKO 3.0 RIS 400PW EKO 3.0 | RIS 700VE EKO 3.0 RIS 700VW EKO 3.0 | RIS 700HE EKO 3.0 RIS 700HW EKO 3.0 | RIS 700PE EKO 3.0 RIS 700PW EKO 3.0 | RIS 1200VE EKO 3.0 RIS 1200VW EKO 3.0 | RIS 1200HE EKO 3.0 RIS 1200HW EKO 3.0 | RIS 1200PE EKO 3.0 RIS 1200PW EKO 3.0 | RIS 1900VE EKO 3.0 RIS 1900VW EKO 3.0 | RIS 1900HE EKO 3.0 RIS 1900HW EKO 3.0 | RIS 1900PE EKO 3.0 RIS 1900PW EKO 3.0 | NEW RIS 2200VE EKO 3.0 RIS 2200VW EKO 3.0 | NEW RIS 2200 HE EKO 3.0 RIS 2200 HW EKO 3.0 | RIS 2500HE EKO 3.0 RIS 2500HW EKO 3.0 | RIS 2500PE EKO 3.0 RIS 2500PW EKO 3.0 | RIS 3500HE EKO 3.0 RIS 3500HW EKO 3.0 | RIS 5500HE EKO 3.0 RIS 5500HW EKO 3.0 |
| Mounting position | Vertical | 3 positions | Vertical | Vertical | 3 positions | Ceiling | Vertical | Horizontal | Ceiling | Vertical | Horizontal | Ceiling | Vertical | Horizontal | Ceiling | Vertical | Horizontal | Horizontal | Ceiling | Horizontal | Horizontal |
| Max airflow ($m^3$/h) at 0 Pa | 190 | 210 | 418 | 375 | 400 | 460 | 850 | 865 | 790 | 1440 | 1400 | 1380 | 2090 | 1970 | 2120 | 2800 | 2470 | 3255 | 2710 | 4130 | 6210 |
| Thermal efficiency up to** | 92% | 92% | 92% | 92% | 92% | 92% | 92% | 92% | 92% | 92% | 92% | 92% | 92% | 92% | 92% | 92% | 92% | 92% | 92% | 92% | 92% |
| Insulation (mm) | 30 | 20 | 30 | 30 | 30 | 30 | 30 | 30 | 30 | 50 | 50 | 50 | 50 | 50 | 50 | 50 | 50 | 50 | 50 | 50 | 50 |
| Connection diameter (mm) | 125 | 125 | 150/160 | 160 | 150/160 | 200 | 250 | 250 | 250 | 315 | 315 | 500x250 | 400 | 400 | 700x300 | 400 | 400 | 600x350 | 700x400 | 800x500 | 800x500 |
| Power consumption for 1 fan (kW) | 0,041 | 0,052 | 0,072 | 0,09 | 0,085 | 0,085 | 0,168 | 0,168 | 0,168 | 0,39 | 0,39 | 0,39 | 0,47 | 0,47 | 0,47 | 0,72 | 0,72 | 0,87 | 0,72 | 1,3 | 1,87 |
| Heater type and max power E - electrical (kW) W-water (80/60° C) | E-0,6 kW* W - 0,34 kW* | E-0,6 kW* W - 0,41 kW* | E-0,9 kW* W - 0,73 kW* | E-0,6 kW* W - 0,59 kW* | E-0,9 kW* W - 0,67 kW* | E-0,9/1,6/3 kW W - 0,73 kW* | E - 1,2 kW W - 1,35 kW* | E - 1,2 kW W - 1,35 kW* | E-1,2/3/4,5 kW W - 1,18 kW* | E - 2 kW W - 2,28 kW* | E - 2 kW W - 2,23 kW* | E - 3/6/9 kW W - 2,19 kW* | E - 3 kW W - 3,21 kW* | E - 3 kW W - 3 kW* | E - 12/6/3 kW W - 3,56 kW* | E - 3 kW W - 4,05 kW* | E - 3 kW W - 3,09 kW* | E - 3,6 kW W - 5,06 kW* | E - 18/9/4,5 kW W - 4,3 kW* | E - 6 kW W - 6,58 kW* | E - 12 kW W - 9,95 kW* |
| Filter class (extract/supply air) | G4/G4 | G4/G4 | G4/G4 | M5/F7 | G4/G4 | M5/F7 | M5/M5 | M5/M5 | M5/F7 | M5/F7 | M5/F7 | M5/F7 | M5/F7 | M5/F7 | M5/F7 | M5/F7 | M5/F7 | M5/F7 | M5/F7 | M5/F7 | M5/F7 |
| Motorized by-pass damper | ✓ | ✓ | ✓ | ✓ | ✓ | ✓ | ✓ | ✓ | ✓ | ✓ | ✓ | ✓ | ✓ | ✓ | ✓ | ✓ | ✓ | ✓ | ✓ | ✓ | ✓ |
| Casing sound power (Lwpa) | 44 | 45 | 47 | 43 | 49 | 51 | 51 | 55 | 50 | 60 | 57 | 56 | 57 | 58 | 59 | 63 | 62 | 62 | 61 | 67 | 73 |
| External air leakage class | A1 | A1 | A1 | A1 | A1 | A1 | A1 | A1 | A1 | L2 | L2 | L2 | L2 | L2 | L2 | L2 | L2 | L2 | L2 | L2 | L2 |
| Integrated control system | ✓ | ✓ | ✓ | ✓ | ✓ | ✓ | ✓ | ✓ | ✓ | ✓ | ✓ | ✓ | ✓ | ✓ | ✓ | ✓ | ✓ | ✓ | ✓ | ✓ | ✓ |
| Exploitation | Indoor | Indoor | Indoor | Indoor | Indoor | Indoor | Indoor | Indoor | Indoor | Indoor | Indoor/Outdoor | Indoor | Indoor | Indoor/Outdoor | Indoor | Indoor | Indoor/Outdoor | Indoor/Outdoor | Indoor | Indoor/Outdoor | Indoor/Outdoor |
| Dimensions (L x W x H) (mm) | 595x315x700 | 1010x595x250 | 599x538x810 | 598x500x750 | 1228x689x318 | 1300x769x330 | 1000x670x1110 | 1200x670x975 | 1380x1074x350 | 1350x760x1345 | 1500x760x1210 | 1550x1500x390 | 2000x802x1740 | 1800x802x1495 | 1710x1850x399 | 2000x802x1740 | 1800x802x1492 | 2100x900x1605 | 1810x1950x499 | 2756x946x1600 | 2644x1670x1780 |

* Heater supplied optionally and installed on the duct
** Calculated according EN 13141-7.
*** with external sensors.

| Unit | 200 | 350 | 400 | | 700 | | 1200 | | 1900 | | 2500 | | 3500 | | 5500 | |
|---|---|---|---|---|---|---|---|---|---|---|---|---|---|---|---|---|
| Technical data | NEW Smarty 2R VE | RIRS 350PE EKO 3.0 RIRS 350PW EKO 3.0 | RIRS 400VE EKO 3.0 RIRS 400VW EKO 3.0 | RIRS 400HE EKO 3.0 RIRS 400HW EKO 3.0 | RIRS 700VE EKO 3.0 RIRS 700VW EKO 3.0 | RIRS 700HE EKO 3.0 RIRS 700HWEKO 3.0 | RIRS 1200VE EKO 3.0 RIRS 1200VW EKO 3.0 | RIRS 1200HE EKO 3.0 RIRS 1200HW EKO 3.0 | RIRS 1900VE EKO 3.0 RIRS 1900VW EKO 3.0 | RIRS 1900HE EKO 3.0 RIRS 1900HW EKO 3.0 | RIRS 2500VE EKO 3.0 RIRS 2500VW EKO 3.0 | RIRS 2500HE EKO 3.0 RIRS 2500HW EKO 3.0 | RIRS 3500VE EKO 3.0 RIRS 3500VW EKO 3.0 | RIRS 3500HE EKO 3.0 RIRS 3500HW EKO 3.0 | RIRS 5500VE EKO 3.0 RIRS 5500VW EKO 3.0 | RIRS 5500HE EKO 3.0 RIRS 5500HW EKO 3.0 |
| Mounting position | Vertical | 3 positions | Vertical | Horizontal | Vertical | Horizontal | Vertical | Horizontal | Vertical | Horizontal | Vertical | Horizontal | Vertical | Horizontal | Vertical | Horizontal |
| Max airflow ($m^3$/h) at 0 Pa | 260 | 370 | 460 | 475 | 850 | 840 | 1535 | 1520 | 2020 | 2140 | 2800 | 2920 | 4345 | 4545 | 6400 | 6900 |
| Thermal efficiency up to** | 85% | 85% | 85% | 85% | 85% | 85% | 85% | 85% | 85% | 85% | 85% | 85% | 85% | 85% | 85% | 85% |
| Insulation (mm) | 20 | 30 | 50 | 50 | 50 | 50 | 50 | 50 | 50 | 50 | 50 | 50 | 50 | 50 | 50 | 50 |
| Connection diameter (mm) | 125; kitchen hood: 125 | 200 | 160 | 200; kitchen hood: 125 | 250 | 250; kitchen hood: 125 | 315 | 315 | 315 | 315 | 500x250 | 700x400 | 600x300 | 700x400 | 900x300 | 800x500 |
| Power consumption for 1 fan (kW) | 0,07 | 0,083 | 0,085 | 0,085 | 0,168 | 0,168 | 0,385 | 0,385 | 0,47 | 0,47 | 0,715 | 0,715 | 1,3 | 1,3 | 1,85 | 1,85 |
| Heater type and max power E - electrical (kW) W-water (80/60 oC) | E-0,6 kW - | E - 0,6 kW W - 1,67 kW* | E - 1,2 kW W - 2,27 kW* | E - 1,2 kW W - 2,22 kW* | E - 2,0 kW W - 4,04 kW* | E - 2,0 kW W - 3,96 kW* | E - 4,0 kW W - 7,32 kW* | E - 4,0 kW W - 7,27 kW* | E - 9,0 kW W - 9,29 kW* | E - 9,0 kW W - 9,87 kW* | E - 9,0 kW W - 13,22 kW* | E - 9,0 kW W - 13,73 kW* | E - 12,0 kW W -20,79 kW* | E - 12,0kW W - 21,7 kW* | E - 18,0 kw W - 30,78 kW* | E - 15,0kW W - 33,31 kW* |
| Filter class (extract/supply air) | M5/M5 | M5/F7 | M5/F7 | M5/F7 | M5/F7 | M5/F7 | M5/F7 | M5/F7 | M5/F7 | M5/F7 | M5/F7 | M5/F7 | M5/F7 | M5/F7 | M5/F7 | M5/F7 |
| Casing sound power (Lwpa) | 41 | 49 | 46 | 46 | 47 | 48 | 57 | 53 | 58 | 59 | 60 | 59 | 67 | 63 | 71 | 69 |
| External air leakage class | A1 | A1 | A1 | A1 | A1 | A1 | L2 | L2 | L2 | L2 | L2 | L2 | L2 | L2 | L2 | L2 |
| Integrated control system | ✓ | ✓ | ✓ | ✓ | ✓ | ✓ | ✓ | ✓ | ✓ | ✓ | ✓ | ✓ | ✓ | ✓ | ✓ | ✓ |
| Exploitation | Indoor | Indoor | Indoor | Indoor | Indoor | Indoor | Indoor | Indoor/Outdoor | Indoor | Indoor/Outdoor | Indoor/Outdoor | Indoor/Outdoor | Indoor/Outdoor | Indoor/Outdoor | Indoor/Outdoor | Indoor/Outdoor |
| Dimensions (L x W x H) (mm) | 598x320x620 | 900x693x693 | 900x890x560 | 1000x650x560 | 670x100x980 | 1100x654x700 | 1500x855x1220 | 1350x855x1074 | 1500x855x1220 | 1350x855x1074 | 1600x900x1370 | 1608x1110x1245 | 1900x1010x1405 | 1900x1205x1435 | 2117x1310x1400 | 1908x1394x1625 |

* Water heater supplied optionally and installed on the duct
** Calculated according EN 13141-7.

The company reserves the right to make changes of technical data without prior notice